

Little Dresses for Africa

An opportunity to share the love of Christ with young girls in Africa through a simple sewing project!

Through the Sierra Leone Initiative, a multi-year covenant relationship with United Methodist churches in this war-torn, west African nation, we have as a church been providing much needed and much appreciated monthly pastor salary support.



The village of Mokokorawa suffered greatly during the 10-year plus civil war that left the nation in shambles. While Sierra Leone is developing and beginning to recover, the fact remains that it will take decades for this nation to fully address infrastructure issues, education, health and hunger issues, etc.

As we prepare as a congregation to send a team to Sierra Leone in the future to further explore the specific needs in the village of Mokokorawa and the needs of its Methodist congregation, **we can act now!**

You may not be up for a trip to a war-torn West African nation, but there are things you can do!

- *Pray!* For the people of Sierra Leone and the specifically the people and children of Mokokorawa Village.
- *Sew!* In four simple steps you can create a simple dress from a new or gently used pillowcase or a similarly sized piece of fabric. We are looking for volunteers to sew these dresses at home so the team can take them when we visit. Most children in the village are likely to own only one or two outfits and for many little girls this will be their first new piece of clothing and their prized possession! Sewers will gather occasionally to pray for those who will wear the dresses. Want to see how it's done? Check out <http://www.littledressesforafrica.org/blog/pillow-case-pattern/>. (on back too) We will collect the dresses at the church and take them with us in January 2015. This is a great project to keep you busy through the long winter months.
- *Donate!* New or gently used pillowcases, 3/8 yard or larger pieces of fabric, double bias tape, all-purpose thread, elastic.

All children in Sierra Leone are at high risk for early death from malnutrition and lack of available medical care for what should be preventable diseases. Girls remain at especially high risk for insufficient educational opportunities, death from unnecessary medical procedures, early marriage, teen pregnancy, etc. Help us begin to make a difference for the girls of Mokokorawa.

Want to get involved? Need more information?

Talk to Pastor Mira or Marnie Anderson (258-4745, marnieka@comcast.net).

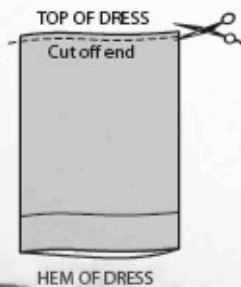
Pillow Case Dress Instructions

"We're not just sending dresses, we're sending hope!"



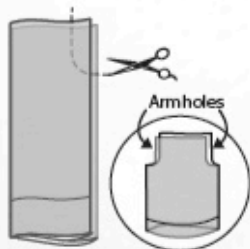
1

Cut off the sewn end of the pillowcase.



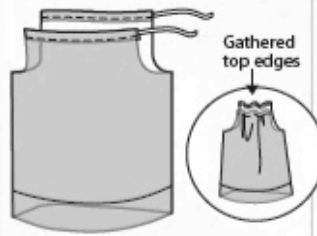
2

Fold pillowcase in half and cut armholes. Cut through all thicknesses, about 4 inches down and 2 inches in.



3

Fold down the top about 3/8" at the front and the back. Edgestitch to make a casing. Slide 6 inches of 1/4" elastic through to cause it to gather in the front and repeat for the back.



4

Cut two 38-inch lengths of double-fold bias tape for armholes. Fold each in half and stitch along armholes, leaving extra at the top to tie dress at the shoulders. Trim is optional.

